

E♭

# Learning the (Harmonic) Minor Scales - B♭ Concert

1. Play all the notes

Four staves of musical notation in 4/4 time, B-flat major key signature. The first staff shows the ascending scale: G4 (quarter), A4 (quarter), B♭4 (quarter), C5 (quarter), D5 (half). The second staff shows the descending scale: D5 (half), C5 (quarter), B♭4 (quarter), A4 (quarter), G4 (quarter). The third staff shows the ascending scale with a natural B: G4 (quarter), A4 (quarter), B4 (quarter), C5 (quarter), D5 (half). The fourth staff shows the descending scale with a natural B: D5 (half), C5 (quarter), B4 (quarter), A4 (quarter), G4 (quarter).

2. The Bottom 4 Notes

One staff of musical notation in 4/4 time, B-flat major key signature. The notes are G4, A4, B♭4, and C5, each a quarter note. The instruction "Play 5 times" is written above the staff.

3. The Top 4 Notes

One staff of musical notation in 4/4 time, B-flat major key signature. The notes are D5, C5, B♭4, and A4, each a quarter note. The instruction "Play 5 times" is written above the staff.

4. Put The Scale Together

One staff of musical notation in 4/4 time, B-flat major key signature. The notes are G4, A4, B♭4, C5, D5, C5, B♭4, A4, G4, each a quarter note. The instruction "Play 5 times" is written above the staff.

5. The First Arpeggio

One staff of musical notation in 4/4 time, B-flat major key signature. The notes are G4, B♭4, C5, each a quarter note. The instruction "Play 5 times" is written above the staff.

6. Put The Arpeggios Together

One staff of musical notation in 4/4 time, B-flat major key signature. The notes are G4, B♭4, C5, B♭4, A4, each a quarter note. The instruction "Play 5 times" is written above the staff.

## 7. Ascending 3rds- The Bottom Half

Play 5 times



## 8. Ascending 3rds- The Top Half

Play 5 times



## 9. Put Together The Ascending 3rds

Play 5 times



## 10. Descending 3rds- The Top Half

Play 5 times



## 11. Descending 3rds- The Bottom Half

Play 5 times



## 12. Put Together The Descending 3rds

Play 5 times



## 13. The Complete Scale, Arpeggio, and Scale in 3rds



Eb

# Learning the (Harmonic) Major Scales - B Concert

1. Play all the notes

Musical notation for playing all the notes of the B major scale. It consists of four staves of music in 4/4 time, with a key signature of three sharps (F#, C#, G#). The first staff shows the ascending scale: B4 (quarter), C#5 (quarter), D5 (quarter), E5 (quarter), F#5 (half). The second staff shows the descending scale: E5 (half), D5 (quarter), C#5 (quarter), B4 (quarter), A4 (quarter), G#4 (quarter), F#4 (half). The third staff shows the ascending scale: B3 (quarter), C#4 (quarter), D4 (quarter), E4 (quarter), F#4 (half). The fourth staff shows the descending scale: E4 (half), D4 (quarter), C#4 (quarter), B3 (quarter), A3 (quarter), G#3 (quarter), F#3 (half).

2. The Bottom 4 Notes

Musical notation for the bottom 4 notes of the B major scale. It consists of one staff of music in 4/4 time, with a key signature of three sharps. The notes are B4, C#5, D5, and E5. The instruction "Play 5 times" is written above the staff.

3. The Top 4 Notes

Musical notation for the top 4 notes of the B major scale. It consists of one staff of music in 4/4 time, with a key signature of three sharps. The notes are E5, D5, C#5, and B4. The instruction "Play 5 times" is written above the staff.

4. Put The Scale Together

Musical notation for putting the scale together. It consists of one staff of music in 4/4 time, with a key signature of three sharps. The notes are B4, C#5, D5, E5, F#5, E5, D5, C#5, B4, A4, G#4, F#4, E4, D4, C#4, B3. The instruction "Play 5 times" is written above the staff.

5. The First Arpeggio

Musical notation for the first arpeggio of the B major scale. It consists of one staff of music in 4/4 time, with a key signature of three sharps. The notes are B4, C#5, D5, E5. The instruction "Play 5 times" is written above the staff.

6. Put The Arpeggios Together

Musical notation for putting the arpeggios together. It consists of one staff of music in 4/4 time, with a key signature of three sharps. The notes are B4, C#5, D5, E5, F#5, E5, D5, C#5, B4, A4, G#4, F#4, E4, D4, C#4, B3. The instruction "Play 5 times" is written above the staff.


## 7. Ascending 3rds- The Bottom Half



## 8. Ascending 3rds- The Top Half



## 9. Put Together The Ascending 3rds



## 10. Descending 3rds- The Top Half



## 11. Descending 3rds- The Bottom Half



## 12. Put Together The Descending 3rds



## 13. The Complete Scale, Arpeggio, and Scale in 3rds



E♭

# Learning the (Harmonic) Minor Scales - C Concert

1. Play all the notes

Musical notation for playing all the notes of the C harmonic minor scale in 4/4 time. The scale is written across four staves. The notes are: C4 (quarter), D4 (quarter), E4 (quarter), F4 (quarter), G4 (half), A4 (quarter), B♭4 (quarter), C5 (quarter), B♭4 (quarter), A4 (quarter), G4 (quarter), F4 (quarter), E4 (quarter), D4 (quarter), C4 (half).

2. The Bottom 4 Notes

Play 5 times

Musical notation for the bottom 4 notes of the C harmonic minor scale: C4 (quarter), D4 (quarter), E4 (quarter), F4 (quarter), G4 (half), C5 (quarter), B♭4 (quarter), A4 (quarter), G4 (quarter), F4 (quarter), E4 (quarter), D4 (quarter), C4 (half).

3. The Top 4 Notes

Play 5 times

Musical notation for the top 4 notes of the C harmonic minor scale: C4 (quarter), D4 (quarter), E4 (quarter), F4 (quarter), G4 (half), A4 (quarter), B♭4 (quarter), C5 (quarter), B♭4 (quarter), A4 (quarter), G4 (quarter), F4 (quarter), E4 (quarter), D4 (quarter), C4 (half).

4. Put The Scale Together

Play 5 times

Musical notation for the full C harmonic minor scale: C4 (quarter), D4 (quarter), E4 (quarter), F4 (quarter), G4 (half), A4 (quarter), B♭4 (quarter), C5 (quarter), B♭4 (quarter), A4 (quarter), G4 (quarter), F4 (quarter), E4 (quarter), D4 (quarter), C4 (half).

5. The First Arpeggio

Play 5 times

Musical notation for the first arpeggio of the C harmonic minor scale: C4 (quarter), D4 (quarter), E4 (quarter), F4 (quarter), G4 (half), C5 (quarter), B♭4 (quarter), A4 (quarter), G4 (quarter), F4 (quarter), E4 (quarter), D4 (quarter), C4 (half).

6. Put The Arpeggios Together

Play 5 times

Musical notation for the first arpeggio of the C harmonic minor scale: C4 (quarter), D4 (quarter), E4 (quarter), F4 (quarter), G4 (half), C5 (quarter), B♭4 (quarter), A4 (quarter), G4 (quarter), F4 (quarter), E4 (quarter), D4 (quarter), C4 (half).

## 7. Ascending 3rds- The Bottom Half



## 8. Ascending 3rds- The Top Half



## 9. Put Together The Ascending 3rds



## 10. Descending 3rds- The Top Half



## 11. Descending 3rds- The Bottom Half



## 12. Put Together The Descending 3rds



## 13. The Complete Scale, Arpeggio, and Scale in 3rds



E♭

# Learning the (Harmonic) Minor Scales - C# Concert

1. Play all the notes

Musical notation for playing all the notes of the C# harmonic minor scale. It consists of four staves of music in 4/4 time, with a key signature of three flats (B♭, E♭, A♭). The notes are: C4, D4, E4, F4, G4, A4, B4, C5, B4, A4, G4, F4, E4, D4, C4. The first two staves show the ascending and descending scales. The third and fourth staves show the scale with the natural 7th degree (B4) for the first two measures, and the lowered 7th degree (B♭4) for the last two measures.

2. The Bottom 4 Notes

Play 5 times

Musical notation for the bottom 4 notes of the C# harmonic minor scale: C4, D4, E4, F4. The notation is in 4/4 time with a key signature of three flats. It includes a repeat sign at the end.

3. The Top 4 Notes

Play 5 times

Musical notation for the top 4 notes of the C# harmonic minor scale: G4, A4, B4, C5. The notation is in 4/4 time with a key signature of three flats. It includes a repeat sign at the end.

4. Put The Scale Together

Play 5 times

Musical notation for putting the scale together. It shows the ascending and descending scales with the natural 7th degree (B4) for the first two measures and the lowered 7th degree (B♭4) for the last two measures. The notation is in 4/4 time with a key signature of three flats. It includes a repeat sign at the end.

5. The First Arpeggio

Play 5 times

Musical notation for the first arpeggio of the C# harmonic minor scale: C4, E4, G4, B4. The notation is in 4/4 time with a key signature of three flats. It includes a repeat sign at the end.

6. Put The Arpeggios Together

Play 5 times

Musical notation for putting the arpeggios together. It shows the first arpeggio (C4, E4, G4, B4) and the second arpeggio (A4, G4, F4, E4). The notation is in 4/4 time with a key signature of three flats. It includes a repeat sign at the end.

## 7. Ascending 3rds- The Bottom Half

Play 5 times



## 8. Ascending 3rds- The Top Half

Play 5 times



## 9. Put Together The Ascending 3rds

Play 5 times



## 10. Descending 3rds- The Top Half

Play 5 times



## 11. Descending 3rds- The Bottom Half

Play 5 times



## 12. Put Together The Descending 3rds

Play 5 times



## 13. The Complete Scale, Arpeggio, and Scale in 3rds





Eb

# Learning the (Harmonic) Minor Scales - D Concert

1. Play all the notes

Musical notation for playing all the notes of the D harmonic minor scale. It consists of four staves of music in 4/4 time, with a key signature of two sharps (F# and C#). The notes are: D4, E4, F#4, G4, A4, B4, C#5, B4, A4, G4, F#4, E4, D4. The first two staves show the ascending scale, and the last two staves show the descending scale.

2. The Bottom 4 Notes

Play 5 times

Musical notation for the bottom 4 notes of the D harmonic minor scale: D4, E4, F#4, G4. The notation includes a repeat sign and a double bar line, indicating it should be played 5 times.

3. The Top 4 Notes

Play 5 times

Musical notation for the top 4 notes of the D harmonic minor scale: A4, B4, C#5, B4. The notation includes a repeat sign and a double bar line, indicating it should be played 5 times.

4. Put The Scale Together

Play 5 times

Musical notation for putting the scale together, showing the full D harmonic minor scale: D4, E4, F#4, G4, A4, B4, C#5, B4, A4, G4, F#4, E4, D4. The notation includes a repeat sign and a double bar line, indicating it should be played 5 times.

5. The First Arpeggio

Play 5 times

Musical notation for the first arpeggio of the D harmonic minor scale: D4, E4, F#4, G4. The notation includes a repeat sign and a double bar line, indicating it should be played 5 times.

6. Put The Arpeggios Together

Play 5 times

Musical notation for putting the arpeggios together, showing the full D harmonic minor scale: D4, E4, F#4, G4, A4, B4, C#5, B4, A4, G4, F#4, E4, D4. The notation includes a repeat sign and a double bar line, indicating it should be played 5 times.

## 7. Ascending 3rds- The Bottom Half



## 8. Ascending 3rds- The Top Half



## 9. Put Together The Ascending 3rds



## 10. Descending 3rds- The Top Half



## 11. Descending 3rds- The Bottom Half



## 12. Put Together The Descending 3rds



## 13. The Complete Scale, Arpeggio, and Scale in 3rds



Eb

# Learning the (Harmonic) Minor Scales - Eb Concert

1. Play all the notes

Musical notation for playing all the notes of the Eb harmonic minor scale. It consists of four staves of music in 4/4 time, Eb major key signature (two flats). The first staff shows the ascending scale: Eb, F, G, Ab, Bb, C, D, Eb. The second staff shows the descending scale: Eb, F, G, Ab, Bb, C, D, Eb. The third and fourth staves show the scale broken into groups of four notes, ascending and descending respectively.

2. The Bottom 4 Notes

Play 5 times

Musical notation for the bottom 4 notes of the Eb harmonic minor scale: Eb, F, G, Ab. The notes are played in a sequence of quarter notes, followed by a repeat sign and a double bar line.

3. The Top 4 Notes

Play 5 times

Musical notation for the top 4 notes of the Eb harmonic minor scale: Bb, C, D, Eb. The notes are played in a sequence of quarter notes, followed by a repeat sign and a double bar line.

4. Put The Scale Together

Play 5 times

Musical notation for putting the scale together. It shows the full Eb harmonic minor scale (Eb, F, G, Ab, Bb, C, D, Eb) in a sequence of quarter notes, followed by a repeat sign and a double bar line.

5. The First Arpeggio

Play 5 times

Musical notation for the first arpeggio of the Eb harmonic minor scale: Eb, F, G, Ab. The notes are played in a sequence of quarter notes, followed by a repeat sign and a double bar line.

6. Put The Arpeggios Together

Play 5 times

Musical notation for putting the arpeggios together. It shows the first arpeggio (Eb, F, G, Ab) followed by the second arpeggio (Bb, C, D, Eb) in a sequence of quarter notes, followed by a repeat sign and a double bar line.

## 7. Ascending 3rds- The Bottom Half

Play 5 times

## 8. Ascending 3rds- The Top Half

Play 5 times

## 9. Put Together The Ascending 3rds

Play 5 times

## 10. Descending 3rds- The Top Half

Play 5 times

## 11. Descending 3rds- The Bottom Half

Play 5 times

## 12. Put Together The Descending 3rds

Play 5 times

## 13. The Complete Scale, Arpeggio, and Scale in 3rds

Eb

# Learning the (Harmonic) Minor Scales - E Concert

1. Play all the notes

Musical notation for playing all the notes of the E harmonic minor scale. It consists of four staves of music in 4/4 time, with a key signature of three sharps (F#, C#, G#). The notes are: E4, F#4, G#4, A4, B4, C#5, D5, E5. The first staff shows the scale in quarter notes. The second staff shows the scale in eighth notes. The third staff shows the scale in quarter notes with a repeat sign. The fourth staff shows the scale in quarter notes with a repeat sign.

2. The Bottom 4 Notes

Play 5 times

Musical notation for the bottom 4 notes of the E harmonic minor scale: E4, F#4, G#4, A4. It is written on a single staff in 4/4 time with a key signature of three sharps. The notes are in quarter notes, and the piece ends with a repeat sign.

3. The Top 4 Notes

Play 5 times

Musical notation for the top 4 notes of the E harmonic minor scale: B4, C#5, D5, E5. It is written on a single staff in 4/4 time with a key signature of three sharps. The notes are in quarter notes, and the piece ends with a repeat sign.

4. Put The Scale Together

Play 5 times

Musical notation for putting the scale together. It is written on a single staff in 4/4 time with a key signature of three sharps. The notes are: E4, F#4, G#4, A4, B4, C#5, D5, E5. The notes are in quarter notes, and the piece ends with a repeat sign.

5. The First Arpeggio

Play 5 times

Musical notation for the first arpeggio of the E harmonic minor scale: E4, G#4, B4, A4. It is written on a single staff in 4/4 time with a key signature of three sharps. The notes are in quarter notes, and the piece ends with a repeat sign.

6. Put The Arpeggios Together

Play 5 times

Musical notation for putting the arpeggios together. It is written on a single staff in 4/4 time with a key signature of three sharps. The notes are: E4, G#4, B4, A4, E4. The notes are in quarter notes, and the piece ends with a repeat sign.


## 7. Ascending 3rds- The Bottom Half



## 8. Ascending 3rds- The Top Half



## 9. Put Together The Ascending 3rds




## 10. Descending 3rds- The Top Half



## 11. Descending 3rds- The Bottom Half



## 12. Put Together The Descending 3rds



## 13. The Complete Scale, Arpeggio, and Scale in 3rds



Eb

# Learning the (Harmonic) Minor Scales - F Concert

1. Play all the notes

2. The Bottom 4 Notes

Play 5 times

3. The Top 4 Notes

Play 5 times

4. Put The Scale Together

Play 5 times

5. The First Arpeggio

Play 5 times

6. Put The Arpeggios Together

Play 5 times

## 7. Ascending 3rds- The Bottom Half

Play 5 times



## 8. Ascending 3rds- The Top Half

Play 5 times



## 9. Put Together The Ascending 3rds

Play 5 times



## 10. Descending 3rds- The Top Half

Play 5 times



## 11. Descending 3rds- The Bottom Half

Play 5 times



## 12. Put Together The Descending 3rds

Play 5 times



## 13. The Complete Scale, Arpeggio, and Scale in 3rds





E♭

# Learning the (Harmonic) Minor Scales - F#/G♭ Concert

1. Play all the notes

Musical notation for playing all the notes of the F#/G♭ harmonic minor scale. The notation is written on four staves in 4/4 time, with a key signature of three flats (B♭, E♭, A♭). The first staff shows the ascending scale: F♯ (quarter), G♭ (quarter), A♭ (quarter), B♭ (quarter), C (half). The second staff shows the descending scale: C (half), B♭ (quarter), A♭ (quarter), G♭ (quarter), F♯ (quarter). The third and fourth staves show the scale broken into groups of four notes, with the final note of each group being a half note.

2. The Bottom 4 Notes

Play 5 times

Musical notation for the bottom 4 notes of the F#/G♭ harmonic minor scale: F♯, G♭, A♭, B♭. The notes are written on a single staff in 4/4 time, with a key signature of three flats. The notes are grouped as quarter notes, quarter notes, and a half note, with a repeat sign at the end.

3. The Top 4 Notes

Play 5 times

Musical notation for the top 4 notes of the F#/G♭ harmonic minor scale: C, B♭, A♭, G♭. The notes are written on a single staff in 4/4 time, with a key signature of three flats. The notes are grouped as quarter notes, quarter notes, and a half note, with a repeat sign at the end.

4. Put The Scale Together

Play 5 times

Musical notation for putting the scale together. The notation is written on a single staff in 4/4 time, with a key signature of three flats. It shows the ascending and descending scales: F♯ (quarter), G♭ (quarter), A♭ (quarter), B♭ (quarter), C (half), C (half), B♭ (quarter), A♭ (quarter), G♭ (quarter), F♯ (quarter). The notes are grouped as quarter notes, quarter notes, and a half note, with a repeat sign at the end.

5. The First Arpeggio

Play 5 times

Musical notation for the first arpeggio of the F#/G♭ harmonic minor scale. The notation is written on a single staff in 4/4 time, with a key signature of three flats. It shows the notes F♯, G♭, A♭, B♭, C, with a repeat sign at the end.

6. Put The Arpeggios Together

Play 5 times

Musical notation for putting the arpeggios together. The notation is written on a single staff in 4/4 time, with a key signature of three flats. It shows the first arpeggio (F♯, G♭, A♭, B♭, C) followed by the second arpeggio (C, B♭, A♭, G♭, F♯), with a repeat sign at the end.

### 7. Ascending 3rds- The Bottom Half

Play 5 times



### 8. Ascending 3rds- The Top Half

Play 5 times



### 9. Put Together The Ascending 3rds

Play 5 times



### 10. Descending 3rds- The Top Half

Play 5 times



### 11. Descending 3rds- The Bottom Half

Play 5 times



### 12. Put Together The Descending 3rds

Play 5 times



### 13. The Complete Scale, Arpeggio, and Scale in 3rds



Eb

# Learning the (Harmonic) Minor Scales - G Concert

1. Play all the notes



2. The Bottom 4 Notes

Play 5 times



3. The Top 4 Notes

Play 5 times



4. Put The Scale Together

Play 5 times



5. The First Arpeggio

Play 5 times



6. Put The Arpeggios Together

Play 5 times



## 7. Ascending 3rds- The Bottom Half

Play 5 times



## 8. Ascending 3rds- The Top Half

Play 5 times



## 9. Put Together The Ascending 3rds

Play 5 times



## 10. Descending 3rds- The Top Half

Play 5 times



## 11. Descending 3rds- The Bottom Half

Play 5 times



## 12. Put Together The Descending 3rds

Play 5 times



## 13. The Complete Scale, Arpeggio, and Scale in 3rds



E♭

# Learning the (Harmonic) Minor Scales - A♭ Concert

1. Play all the notes

Musical notation for playing all the notes of the A-flat harmonic minor scale. It consists of four staves of music in 4/4 time, with a key signature of three flats (B♭, E♭, A♭). The notes are: A♭, B♭, C, D, E♭, F, G, A♭. The first staff shows the ascending scale with quarter notes and a whole note. The second staff shows the descending scale with quarter notes and a whole note. The third staff shows the ascending scale with quarter notes and a whole note. The fourth staff shows the descending scale with quarter notes and a whole note.

2. The Bottom 4 Notes

Musical notation for playing the bottom 4 notes of the A-flat harmonic minor scale. It consists of one staff of music in 4/4 time, with a key signature of three flats (B♭, E♭, A♭). The notes are: A♭, B♭, C, D. The instruction "Play 5 times" is written above the staff.

3. The Top 4 Notes

Musical notation for playing the top 4 notes of the A-flat harmonic minor scale. It consists of one staff of music in 4/4 time, with a key signature of three flats (B♭, E♭, A♭). The notes are: E♭, F, G, A♭. The instruction "Play 5 times" is written above the staff.

4. Put The Scale Together

Musical notation for putting the scale together. It consists of one staff of music in 4/4 time, with a key signature of three flats (B♭, E♭, A♭). The notes are: A♭, B♭, C, D, E♭, F, G, A♭. The instruction "Play 5 times" is written above the staff.

5. The First Arpeggio

Musical notation for playing the first arpeggio of the A-flat harmonic minor scale. It consists of one staff of music in 4/4 time, with a key signature of three flats (B♭, E♭, A♭). The notes are: A♭, B♭, C, D. The instruction "Play 5 times" is written above the staff.

6. Put The Arpeggios Together

Musical notation for putting the arpeggios together. It consists of one staff of music in 4/4 time, with a key signature of three flats (B♭, E♭, A♭). The notes are: A♭, B♭, C, D, E♭, F, G, A♭. The instruction "Play 5 times" is written above the staff.

## 7. Ascending 3rds- The Bottom Half



## 8. Ascending 3rds- The Top Half



## 9. Put Together The Ascending 3rds



## 10. Descending 3rds- The Top Half



## 11. Descending 3rds- The Bottom Half



## 12. Put Together The Descending 3rds



## 13. The Complete Scale, Arpeggio, and Scale in 3rds



Eb

# Learning the (Harmonic) Minor Scales - A Concert

1. Play all the notes

Musical notation for playing all the notes of the E-flat harmonic minor scale. The scale is written in treble clef with a key signature of two sharps (F# and C#) and a 4/4 time signature. The notes are: E4, F#4, G4, A4, Bb4, C#5, D5, E5. The notation consists of four staves, each containing a sequence of notes that together form the complete scale.

2. The Bottom 4 Notes

Musical notation for the bottom 4 notes of the E-flat harmonic minor scale: E4, F#4, G4, A4. The notation is in treble clef with a key signature of two sharps and a 4/4 time signature. It includes the instruction "Play 5 times" above the staff and ends with a double bar line and repeat dots.

3. The Top 4 Notes

Musical notation for the top 4 notes of the E-flat harmonic minor scale: Bb4, C#5, D5, E5. The notation is in treble clef with a key signature of two sharps and a 4/4 time signature. It includes the instruction "Play 5 times" above the staff and ends with a double bar line and repeat dots.

4. Put The Scale Together

Musical notation for putting the scale together. The notation is in treble clef with a key signature of two sharps and a 4/4 time signature. It includes the instruction "Play 5 times" above the staff and ends with a double bar line and repeat dots.

5. The First Arpeggio

Musical notation for the first arpeggio of the E-flat harmonic minor scale: E4, G4, Bb4, E5. The notation is in treble clef with a key signature of two sharps and a 4/4 time signature. It includes the instruction "Play 5 times" above the staff and ends with a double bar line and repeat dots.

6. Put The Arpeggios Together

Musical notation for putting the arpeggios together. The notation is in treble clef with a key signature of two sharps and a 4/4 time signature. It includes the instruction "Play 5 times" above the staff and ends with a double bar line and repeat dots.

## 7. Ascending 3rds- The Bottom Half



## 8. Ascending 3rds- The Top Half



## 9. Put Together The Ascending 3rds



## 10. Descending 3rds- The Top Half



## 11. Descending 3rds- The Bottom Half



## 12. Put Together The Descending 3rds



## 13. The Complete Scale, Arpeggio, and Scale in 3rds