

E<sub>b</sub>

# Learning the Major Scales - B<sub>b</sub> Concert

1. Play all the notes

Musical notation for playing all the notes of the B<sub>b</sub> major scale in 4/4 time. The scale is written across four staves. The notes are: G<sub>2</sub>, A<sub>2</sub>, B<sub>2</sub>, C<sub>3</sub>, D<sub>3</sub>, E<sub>3</sub>, F<sub>3</sub>, G<sub>3</sub>, A<sub>3</sub>, B<sub>3</sub>, C<sub>4</sub>, D<sub>4</sub>, E<sub>4</sub>, F<sub>4</sub>, G<sub>4</sub>, A<sub>4</sub>, B<sub>4</sub>, C<sub>5</sub>. The first four notes of each staff are quarter notes, and the last four are half notes.

2. The Bottom 4 Notes

Play 5 times

Musical notation for the bottom 4 notes of the B<sub>b</sub> major scale: G<sub>2</sub>, A<sub>2</sub>, B<sub>2</sub>, C<sub>3</sub>. The notes are quarter notes, and the piece ends with a double bar line and repeat dots.

3. The Top 4 Notes

Play 5 times

Musical notation for the top 4 notes of the B<sub>b</sub> major scale: G<sub>3</sub>, A<sub>3</sub>, B<sub>3</sub>, C<sub>4</sub>. The notes are quarter notes, and the piece ends with a double bar line and repeat dots.

4. Put The Scale Together

Play 5 times

Musical notation for playing the entire B<sub>b</sub> major scale together. The notes are: G<sub>2</sub>, A<sub>2</sub>, B<sub>2</sub>, C<sub>3</sub>, D<sub>3</sub>, E<sub>3</sub>, F<sub>3</sub>, G<sub>3</sub>, A<sub>3</sub>, B<sub>3</sub>, C<sub>4</sub>, D<sub>4</sub>, E<sub>4</sub>, F<sub>4</sub>, G<sub>4</sub>, A<sub>4</sub>, B<sub>4</sub>, C<sub>5</sub>. The first four notes are quarter notes, and the last four are half notes. The piece ends with a double bar line and repeat dots.

5. The First Arpeggio

Play 5 times

Musical notation for the first arpeggio of the B<sub>b</sub> major scale: G<sub>2</sub>, B<sub>2</sub>, D<sub>3</sub>, C<sub>3</sub>. The notes are quarter notes, and the piece ends with a double bar line and repeat dots.

6. Put The Arpeggios Together

Play 5 times

Musical notation for putting the first arpeggio together. The notes are: G<sub>2</sub>, B<sub>2</sub>, D<sub>3</sub>, C<sub>3</sub>. The notes are quarter notes, and the piece ends with a double bar line and repeat dots.

## 7. Ascending 3rds- The Bottom Half



## 8. Ascending 3rds- The Top Half



## 9. Put Together The Ascending 3rds




## 10. Descending 3rds- The Top Half



## 11. Descending 3rds- The Bottom Half



## 12. Put Together The Descending 3rds



## 13. The Complete Scale, Arpeggio, and Scale in 3rds



E $\flat$

## Learning the Major Scales - B Concert

1. Play all the notes

Musical notation for playing all the notes of the B major scale. The notation consists of four staves of music in 4/4 time, with a key signature of two flats (B $\flat$  and E $\flat$ ). The notes are: B $\flat$ , C $\flat$ , D $\flat$ , E $\flat$ , F $\flat$ , G $\flat$ , A $\flat$ , B $\flat$ , C, D, E, F, G, A, B. The first staff shows the ascending scale, the second the descending scale, the third the ascending scale with a repeat sign at the end, and the fourth the descending scale with a repeat sign at the end.

2. The Bottom 4 Notes

Musical notation for playing the bottom 4 notes of the B major scale. The notation is in 4/4 time, with a key signature of two flats. The notes are: B $\flat$ , C $\flat$ , D $\flat$ , E $\flat$ . The instruction "Play 5 times" is written above the staff. The notation ends with a repeat sign.

3. The Top 4 Notes

Musical notation for playing the top 4 notes of the B major scale. The notation is in 4/4 time, with a key signature of two flats. The notes are: F, G, A, B. The instruction "Play 5 times" is written above the staff. The notation ends with a repeat sign.

4. Put The Scale Together

Musical notation for putting the scale together. The notation is in 4/4 time, with a key signature of two flats. The notes are: B $\flat$ , C $\flat$ , D $\flat$ , E $\flat$ , F, G, A, B. The instruction "Play 5 times" is written above the staff. The notation ends with a repeat sign.

5. The First Arpeggio

Musical notation for playing the first arpeggio of the B major scale. The notation is in 4/4 time, with a key signature of two flats. The notes are: B $\flat$ , C $\flat$ , D $\flat$ , E $\flat$ . The instruction "Play 5 times" is written above the staff. The notation ends with a repeat sign.

6. Put The Arpeggios Together

Musical notation for putting the arpeggios together. The notation is in 4/4 time, with a key signature of two flats. The notes are: B $\flat$ , C $\flat$ , D $\flat$ , E $\flat$ , F, G, A, B. The instruction "Play 5 times" is written above the staff. The notation ends with a repeat sign.

## 7. Ascending 3rds- The Bottom Half

Play 5 times



## 8. Ascending 3rds- The Top Half

Play 5 times



## 9. Put Together The Ascending 3rds

Play 5 times



## 10. Descending 3rds- The Top Half

Play 5 times



## 11. Descending 3rds- The Bottom Half

Play 5 times



## 12. Put Together The Descending 3rds

Play 5 times



## 13. The Complete Scale, Arpeggio, and Scale in 3rds



E♭

# Learning the Major Scales - C Concert

1. Play all the notes

Musical notation for playing all the notes of the C major scale in 4/4 time. The notation consists of four staves, each containing a sequence of notes: C4 (quarter), D4 (quarter), E4 (quarter), F4 (quarter), G4 (half), A4 (quarter), B4 (quarter), C5 (quarter), B4 (quarter), A4 (quarter), G4 (quarter), F4 (quarter), E4 (quarter), D4 (quarter), C4 (half).

2. The Bottom 4 Notes

Musical notation for the bottom 4 notes of the C major scale: C4 (quarter), D4 (quarter), E4 (quarter), F4 (quarter), G4 (half), A4 (quarter), B4 (quarter), C5 (quarter). The notation is labeled "Play 5 times".

3. The Top 4 Notes

Musical notation for the top 4 notes of the C major scale: G4 (quarter), A4 (quarter), B4 (quarter), C5 (quarter), B4 (quarter), A4 (quarter), G4 (half), F4 (quarter), E4 (quarter), D4 (quarter), C4 (half). The notation is labeled "Play 5 times".

4. Put The Scale Together

Musical notation for the full C major scale: C4 (quarter), D4 (quarter), E4 (quarter), F4 (quarter), G4 (half), A4 (quarter), B4 (quarter), C5 (quarter), B4 (quarter), A4 (quarter), G4 (quarter), F4 (quarter), E4 (quarter), D4 (quarter), C4 (half). The notation is labeled "Play 5 times".

5. The First Arpeggio

Musical notation for the first arpeggio of the C major scale: C4 (quarter), E4 (quarter), G4 (quarter), F4 (quarter), A4 (quarter), B4 (quarter), C5 (quarter), B4 (quarter), A4 (quarter), G4 (half), F4 (quarter), E4 (quarter), D4 (quarter), C4 (half). The notation is labeled "Play 5 times".

6. Put The Arpeggios Together

Musical notation for the first arpeggio of the C major scale: C4 (quarter), E4 (quarter), G4 (quarter), F4 (quarter), A4 (quarter), B4 (quarter), C5 (quarter), B4 (quarter), A4 (quarter), G4 (half), F4 (quarter), E4 (quarter), D4 (quarter), C4 (half). The notation is labeled "Play 5 times".

## 7. Ascending 3rds- The Bottom Half

Play 5 times

## 8. Ascending 3rds- The Top Half

Play 5 times

## 9. Put Together The Ascending 3rds

Play 5 times

## 10. Descending 3rds- The Top Half

Play 5 times

## 11. Descending 3rds- The Bottom Half

Play 5 times

## 12. Put Together The Descending 3rds

Play 5 times

## 13. The Complete Scale, Arpeggio, and Scale in 3rds

Eb

# Learning the Major Scales - Db Concert

1. Play all the notes

Musical notation for playing all the notes of the Db major scale. It consists of four staves of music in 4/4 time, with a key signature of two flats (Bb and Eb). The first staff shows the ascending scale: D4, Eb4, F4, G4, Ab4, Bb4, C5, D5. The second staff shows the descending scale: D5, C5, Bb4, Ab4, G4, F4, Eb4, D4. The third and fourth staves show the scale broken into groups of four notes, ascending and descending respectively.

2. The Bottom 4 Notes

Play 5 times

Musical notation for the bottom 4 notes of the Db major scale: D4, Eb4, F4, G4. The notes are played in a sequence of quarter notes, followed by a repeat sign and a double bar line.

3. The Top 4 Notes

Play 5 times

Musical notation for the top 4 notes of the Db major scale: Ab4, Bb4, C5, D5. The notes are played in a sequence of quarter notes, followed by a repeat sign and a double bar line.

4. Put The Scale Together

Play 5 times

Musical notation for putting the scale together. It shows the full Db major scale (D4, Eb4, F4, G4, Ab4, Bb4, C5, D5) in a sequence of quarter notes, followed by a repeat sign and a double bar line.

5. The First Arpeggio

Play 5 times

Musical notation for the first arpeggio of the Db major scale: D4, Eb4, F4, G4. The notes are played in a sequence of quarter notes, followed by a repeat sign and a double bar line.

6. Put The Arpeggios Together

Play 5 times

Musical notation for putting the arpeggios together. It shows the full Db major scale (D4, Eb4, F4, G4, Ab4, Bb4, C5, D5) in a sequence of quarter notes, followed by a repeat sign and a double bar line.

## 7. Ascending 3rds- The Bottom Half

Play 5 times



## 8. Ascending 3rds- The Top Half

Play 5 times



## 9. Put Together The Ascending 3rds

Play 5 times



## 10. Descending 3rds- The Top Half

Play 5 times



## 11. Descending 3rds- The Bottom Half

Play 5 times




## 12. Put Together The Descending 3rds

Play 5 times



## 13. The Complete Scale, Arpeggio, and Scale in 3rds





E♭

# Learning the Major Scales - D Concert

1. Play all the notes

Musical notation for playing all the notes of the D major scale. It consists of four staves of music in 4/4 time, with a key signature of two sharps (F# and C#). The first staff shows the ascending scale: D4 (quarter), E4 (quarter), F#4 (quarter), G4 (quarter), A4 (half), B4 (quarter), C#5 (quarter), D5 (quarter). The second staff shows the descending scale: D5 (quarter), C#5 (quarter), B4 (quarter), A4 (quarter), G4 (half), F#4 (quarter), E4 (quarter), D4 (quarter). The third and fourth staves repeat the ascending and descending scales respectively, each with a repeat sign at the end.

2. The Bottom 4 Notes

Play 5 times

Musical notation for the bottom 4 notes of the D major scale: D4 (quarter), E4 (quarter), F#4 (quarter), G4 (quarter). The notation includes a repeat sign and a double bar line at the end.

3. The Top 4 Notes

Play 5 times

Musical notation for the top 4 notes of the D major scale: A4 (quarter), B4 (quarter), C#5 (quarter), D5 (quarter). The notation includes a repeat sign and a double bar line at the end.

4. Put The Scale Together

Play 5 times

Musical notation for putting the scale together. It shows the ascending scale (D4, E4, F#4, G4, A4, B4, C#5, D5) followed by the descending scale (D5, C#5, B4, A4, G4, F#4, E4, D4). The notation includes a repeat sign and a double bar line at the end.

5. The First Arpeggio

Play 5 times

Musical notation for the first arpeggio of the D major scale: D4 (quarter), E4 (quarter), F#4 (quarter), G4 (quarter), A4 (half), B4 (quarter), C#5 (quarter), D5 (quarter). The notation includes a repeat sign and a double bar line at the end.

6. Put The Arpeggios Together

Play 5 times

Musical notation for putting the arpeggios together. It shows the ascending arpeggio (D4, E4, F#4, G4, A4, B4, C#5, D5) followed by the descending arpeggio (D5, C#5, B4, A4, G4, F#4, E4, D4). The notation includes a repeat sign and a double bar line at the end.

## 7. Ascending 3rds- The Bottom Half



## 8. Ascending 3rds- The Top Half



## 9. Put Together The Ascending 3rds



## 10. Descending 3rds- The Top Half



## 11. Descending 3rds- The Bottom Half



## 12. Put Together The Descending 3rds



## 13. The Complete Scale, Arpeggio, and Scale in 3rds

Eb

# Learning the Major Scales - Eb Concert

1. Play all the notes

Musical notation for playing all the notes of the Eb major scale. It consists of four staves of music in 4/4 time. The first staff shows the scale ascending and then descending. The second and third staves show the scale in a more complex, arpeggiated pattern. The fourth staff shows the scale in a different pattern, possibly a second inversion or a specific fingering exercise.

2. The Bottom 4 Notes

Play 5 times

Musical notation for the bottom 4 notes of the Eb major scale (Eb, F, G, Ab) in 4/4 time. The notes are played in a sequence of quarter notes, followed by a repeat sign.

3. The Top 4 Notes

Play 5 times

Musical notation for the top 4 notes of the Eb major scale (Bb, C, D, Eb) in 4/4 time. The notes are played in a sequence of quarter notes, followed by a repeat sign.

4. Put The Scale Together

Play 5 times

Musical notation for putting the scale together in 4/4 time. It shows the full Eb major scale (Eb, F, G, Ab, Bb, C, D, Eb) played in a sequence of quarter notes, followed by a repeat sign.

5. The First Arpeggio

Play 5 times

Musical notation for the first arpeggio of the Eb major scale (Eb, F, G, Ab) in 4/4 time. The notes are played in a sequence of quarter notes, followed by a repeat sign.

6. Put The Arpeggios Together

Play 5 times

Musical notation for putting the arpeggios together in 4/4 time. It shows the first arpeggio (Eb, F, G, Ab) followed by the second arpeggio (Bb, C, D, Eb) in a sequence of quarter notes, followed by a repeat sign.

## 7. Ascending 3rds- The Bottom Half



## 8. Ascending 3rds- The Top Half



## 9. Put Together The Ascending 3rds



## 10. Descending 3rds- The Top Half



## 11. Descending 3rds- The Bottom Half



## 12. Put Together The Descending 3rds



## 13. The Complete Scale, Arpeggio, and Scale in 3rds



Eb

# Learning the Major Scales - E Concert

1. Play all the notes

Musical notation for playing all the notes of the E major scale. It consists of four staves of music in 4/4 time, with a key signature of three flats (Bb, Eb, Ab). The first staff shows the ascending scale: E4, F4, G4, A4, B4, C5, D5, E5. The second staff shows the descending scale: E5, D5, C5, B4, A4, G4, F4, E4. The third and fourth staves show the scale broken into groups of four notes, ascending and then descending.

2. The Bottom 4 Notes

Play 5 times

Musical notation for the bottom 4 notes of the E major scale: E4, F4, G4, A4. The notes are grouped in pairs (E4-F4, G4-A4) and then played together as a chord. The key signature is three flats and the time signature is 4/4.

3. The Top 4 Notes

Play 5 times

Musical notation for the top 4 notes of the E major scale: B4, C5, D5, E5. The notes are grouped in pairs (B4-C5, D5-E5) and then played together as a chord. The key signature is three flats and the time signature is 4/4.

4. Put The Scale Together

Play 5 times

Musical notation for putting the scale together. It shows the ascending and descending scales in 4/4 time with a key signature of three flats. The notes are grouped in pairs and then played together as a chord. The key signature is three flats and the time signature is 4/4.

5. The First Arpeggio

Play 5 times

Musical notation for the first arpeggio of the E major scale: E4, G4, B4, C5, D5, E5. The notes are grouped in pairs and then played together as a chord. The key signature is three flats and the time signature is 4/4.

6. Put The Arpeggios Together

Play 5 times

Musical notation for putting the arpeggios together. It shows the first arpeggio (E4, G4, B4, C5, D5, E5) followed by the second arpeggio (B4, C5, D5, E5). The notes are grouped in pairs and then played together as a chord. The key signature is three flats and the time signature is 4/4.

7. Ascending 3rds- The Bottom Half

Play 5 times



8. Ascending 3rds- The Top Half

Play 5 times



9. Put Together The Ascending 3rds

Play 5 times



10. Descending 3rds- The Top Half

Play 5 times



11. Descending 3rds- The Bottom Half

Play 5 times



12. Put Together The Descending 3rds

Play 5 times



13. The Complete Scale, Arpeggio, and Scale in 3rds



E♭

# Learning the Major Scales - F Concert

1. Play all the notes

Musical notation for playing all the notes of the F major scale. It consists of four staves of music in 4/4 time, with a key signature of one sharp (F#). The first staff shows the ascending scale: F4 (quarter), G4 (quarter), A4 (quarter), B4 (quarter), C5 (half). The second staff shows the descending scale: B4 (quarter), A4 (quarter), G4 (quarter), F4 (quarter), E4 (half). The third and fourth staves show the scale in a more complex, arpeggiated pattern, alternating between ascending and descending lines.

2. The Bottom 4 Notes

Play 5 times

Musical notation for the bottom 4 notes of the F major scale: F4, G4, A4, B4. The notes are played in a sequence of quarter notes, followed by a repeat sign.

3. The Top 4 Notes

Play 5 times

Musical notation for the top 4 notes of the F major scale: C5, B4, A4, G4. The notes are played in a sequence of quarter notes, followed by a repeat sign.

4. Put The Scale Together

Play 5 times

Musical notation for putting the scale together. It shows the ascending and descending scales in a single line, with a repeat sign at the end.

5. The First Arpeggio

Play 5 times

Musical notation for the first arpeggio of the F major scale: F4, A4, C5, B4. The notes are played in a sequence of quarter notes, followed by a repeat sign.

6. Put The Arpeggios Together

Play 5 times

Musical notation for putting the arpeggios together. It shows the first and second arpeggios in a single line, with a repeat sign at the end.

## 7. Ascending 3rds- The Bottom Half

Play 5 times



## 8. Ascending 3rds- The Top Half

Play 5 times



## 9. Put Together The Ascending 3rds

Play 5 times



## 10. Descending 3rds- The Top Half

Play 5 times



## 11. Descending 3rds- The Bottom Half

Play 5 times



## 12. Put Together The Descending 3rds

Play 5 times



## 13. The Complete Scale, Arpeggio, and Scale in 3rds





E♭

# Learning the Major Scales - G♭ Concert

1. Play all the notes

Musical notation for playing all the notes of the G-flat major scale. It consists of four staves of music in 4/4 time, with a key signature of two flats (B♭ and E♭). The first staff shows the scale in a single voice. The second and third staves show the scale in two voices (treble and bass clefs). The fourth staff shows the scale in a single voice again, but with a different fingering or articulation.

2. The Bottom 4 Notes

Play 5 times

Musical notation for the bottom 4 notes of the G-flat major scale: G♭, A♭, B♭, and C. The notes are written in a single voice on a treble clef staff in 4/4 time, with a key signature of two flats. The notation includes a repeat sign at the end, indicating it should be played 5 times.

3. The Top 4 Notes

Play 5 times

Musical notation for the top 4 notes of the G-flat major scale: D♭, E♭, F, and G♭. The notes are written in a single voice on a treble clef staff in 4/4 time, with a key signature of two flats. The notation includes a repeat sign at the end, indicating it should be played 5 times.

4. Put The Scale Together

Play 5 times

Musical notation for putting the scale together. It shows the full G-flat major scale in a single voice on a treble clef staff in 4/4 time, with a key signature of two flats. The notation includes a repeat sign at the end, indicating it should be played 5 times.

5. The First Arpeggio

Play 5 times

Musical notation for the first arpeggio of the G-flat major scale. The notes G♭, A♭, B♭, and C are written in a single voice on a treble clef staff in 4/4 time, with a key signature of two flats. The notation includes a repeat sign at the end, indicating it should be played 5 times.

6. Put The Arpeggios Together

Play 5 times

Musical notation for putting the arpeggios together. It shows the first arpeggio (G♭, A♭, B♭, C) followed by the second arpeggio (D♭, E♭, F, G♭) in a single voice on a treble clef staff in 4/4 time, with a key signature of two flats. The notation includes a repeat sign at the end, indicating it should be played 5 times.

## 7. Ascending 3rds- The Bottom Half

Play 5 times



## 8. Ascending 3rds- The Top Half

Play 5 times



## 9. Put Together The Ascending 3rds

Play 5 times



## 10. Descending 3rds- The Top Half

Play 5 times




## 11. Descending 3rds- The Bottom Half

Play 5 times



## 12. Put Together The Descending 3rds

Play 5 times



## 13. The Complete Scale, Arpeggio, and Scale in 3rds



E♭

# Learning the Major Scales - G Concert

1. Play all the notes

Musical notation for playing all the notes of the G major scale. The notation consists of four staves, each containing a line of the scale. The first staff shows the ascending scale: G4 (quarter), A4 (quarter), B4 (quarter), C5 (quarter), D5 (half). The second staff shows the descending scale: D5 (half), C5 (quarter), B4 (quarter), A4 (quarter), G4 (quarter). The third staff shows the ascending scale: G4 (quarter), A4 (quarter), B4 (quarter), C5 (quarter), D5 (half). The fourth staff shows the descending scale: D5 (half), C5 (quarter), B4 (quarter), A4 (quarter), G4 (quarter). The key signature is G major (one sharp) and the time signature is 4/4.

2. The Bottom 4 Notes

Play 5 times

Musical notation for the bottom 4 notes of the G major scale. The notation consists of a single staff with a treble clef, a key signature of one sharp (F#), and a time signature of 4/4. The notes are G4, A4, B4, and C5, each followed by a repeat sign. The key signature is G major (one sharp) and the time signature is 4/4.

3. The Top 4 Notes

Play 5 times

Musical notation for the top 4 notes of the G major scale. The notation consists of a single staff with a treble clef, a key signature of one sharp (F#), and a time signature of 4/4. The notes are D5, C5, B4, and A4, each followed by a repeat sign. The key signature is G major (one sharp) and the time signature is 4/4.

4. Put The Scale Together

Play 5 times

Musical notation for putting the scale together. The notation consists of a single staff with a treble clef, a key signature of one sharp (F#), and a time signature of 4/4. The notes are G4, A4, B4, C5, D5, C5, B4, A4, G4, each followed by a repeat sign. The key signature is G major (one sharp) and the time signature is 4/4.

5. The First Arpeggio

Play 5 times

Musical notation for the first arpeggio of the G major scale. The notation consists of a single staff with a treble clef, a key signature of one sharp (F#), and a time signature of 4/4. The notes are G4, B4, D5, each followed by a repeat sign. The key signature is G major (one sharp) and the time signature is 4/4.

6. Put The Arpeggios Together

Play 5 times

Musical notation for putting the arpeggios together. The notation consists of a single staff with a treble clef, a key signature of one sharp (F#), and a time signature of 4/4. The notes are G4, B4, D5, G4, B4, D5, each followed by a repeat sign. The key signature is G major (one sharp) and the time signature is 4/4.

## 7. Ascending 3rds- The Bottom Half

Play 5 times



## 8. Ascending 3rds- The Top Half

Play 5 times



## 9. Put Together The Ascending 3rds

Play 5 times



## 10. Descending 3rds- The Top Half

Play 5 times



## 11. Descending 3rds- The Bottom Half

Play 5 times



## 12. Put Together The Descending 3rds

Play 5 times



## 13. The Complete Scale, Arpeggio, and Scale in 3rds



E<sub>b</sub>

# Learning the Major Scales - A<sub>b</sub> Concert

1. Play all the notes

Musical notation for playing all the notes of the A<sub>b</sub> major scale. It consists of four staves of music in 4/4 time, each containing a full scale run (ascending and descending).

2. The Bottom 4 Notes

Play 5 times

Musical notation for the bottom 4 notes of the A<sub>b</sub> major scale (A<sub>b</sub>, B<sub>b</sub>, C, D<sub>b</sub>). The notation includes a repeat sign and a double bar line, indicating it should be played 5 times.

3. The Top 4 Notes

Play 5 times

Musical notation for the top 4 notes of the A<sub>b</sub> major scale (E<sub>b</sub>, F, G, A<sub>b</sub>). The notation includes a repeat sign and a double bar line, indicating it should be played 5 times.

4. Put The Scale Together

Play 5 times

Musical notation for putting the scale together, showing the full scale run (ascending and descending) with a repeat sign and a double bar line, indicating it should be played 5 times.

5. The First Arpeggio

Play 5 times

Musical notation for the first arpeggio of the A<sub>b</sub> major scale (A<sub>b</sub>, B<sub>b</sub>, C, D<sub>b</sub>, E<sub>b</sub>, F, G, A<sub>b</sub>). The notation includes a repeat sign and a double bar line, indicating it should be played 5 times.

6. Put The Arpeggios Together

Play 5 times

Musical notation for putting the arpeggios together, showing the full scale run (ascending and descending) with a repeat sign and a double bar line, indicating it should be played 5 times.

## 7. Ascending 3rds- The Bottom Half



## 8. Ascending 3rds- The Top Half



## 9. Put Together The Ascending 3rds



## 10. Descending 3rds- The Top Half



## 11. Descending 3rds- The Bottom Half



## 12. Put Together The Descending 3rds



## 13. The Complete Scale, Arpeggio, and Scale in 3rds

E♭

# Learning the Major Scales - A Concert

1. Play all the notes

Musical notation for playing all the notes of the E-flat major scale. It consists of four staves of music in 4/4 time, with a key signature of three flats (B♭, E♭, A♭). The first staff shows the ascending scale: E♭4, F4, G4, A♭4, B♭4, C5, D5, E♭5. The second staff shows the descending scale: E♭5, D5, C5, B♭4, A♭4, G4, F4, E♭4. The third and fourth staves show the scale broken into two-measure segments for practice.

2. The Bottom 4 Notes

Musical notation for the bottom 4 notes of the E-flat major scale: E♭4, F4, G4, A♭4. The instruction "Play 5 times" is written above the staff.

3. The Top 4 Notes

Musical notation for the top 4 notes of the E-flat major scale: B♭4, A♭4, G4, F4. The instruction "Play 5 times" is written above the staff.

4. Put The Scale Together

Musical notation for playing the entire E-flat major scale together. The instruction "Play 5 times" is written above the staff.

5. The First Arpeggio

Musical notation for the first arpeggio of the E-flat major scale: E♭4, G4, B♭4, A♭4. The instruction "Play 5 times" is written above the staff.

6. Put The Arpeggios Together

Musical notation for putting the arpeggios together. The instruction "Play 5 times" is written above the staff.

## 7. Ascending 3rds- The Bottom Half

Play 5 times



## 8. Ascending 3rds- The Top Half

Play 5 times



## 9. Put Together The Ascending 3rds

Play 5 times



## 10. Descending 3rds- The Top Half

Play 5 times



## 11. Descending 3rds- The Bottom Half

Play 5 times



## 12. Put Together The Descending 3rds

Play 5 times



## 13. The Complete Scale, Arpeggio, and Scale in 3rds

