

Bb

Learning the Major Scales - Bb Concert

1. Play all the notes

Musical notation for playing all the notes of the Bb major scale. It consists of four staves of music in 4/4 time. The first staff shows the ascending scale: Bb, C, D, Eb, F, G, A, Bb. The second staff shows the descending scale: Bb, A, G, F, Eb, D, C, Bb. The third and fourth staves show the scale in a more complex, arpeggiated pattern, alternating between ascending and descending lines.

2. The Bottom 4 Notes

Play 5 times

Musical notation for the bottom 4 notes of the Bb major scale: Bb, C, D, Eb. The notation is in 4/4 time and includes a repeat sign at the end.

3. The Top 4 Notes

Play 5 times

Musical notation for the top 4 notes of the Bb major scale: F, G, A, Bb. The notation is in 4/4 time and includes a repeat sign at the end.

4. Put The Scale Together

Play 5 times

Musical notation for putting the scale together. It shows the full Bb major scale (Bb, C, D, Eb, F, G, A, Bb) in 4/4 time, including a repeat sign at the end.

5. The First Arpeggio

Play 5 times

Musical notation for the first arpeggio of the Bb major scale: Bb, C, D, Eb. The notation is in 4/4 time and includes a repeat sign at the end.

6. Put The Arpeggios Together

Play 5 times

Musical notation for putting the arpeggios together. It shows the first arpeggio (Bb, C, D, Eb) followed by the second arpeggio (F, G, A, Bb) in 4/4 time, including a repeat sign at the end.

7. Ascending 3rds- The Bottom Half



8. Ascending 3rds- The Top Half



9. Put Together The Ascending 3rds



10. Descending 3rds- The Top Half



11. Descending 3rds- The Bottom Half



12. Put Together The Descending 3rds



13. The Complete Scale, Arpeggio, and Scale in 3rds



Bb

Learning the Major Scales - B Concert

1. Play all the notes

Musical notation for playing all the notes of the Bb major scale. The notation is written on four staves in 4/4 time, with a key signature of two flats (Bb and Eb). The first staff shows the ascending scale: Bb, Eb, Ab, Db, Gb, Bb, Eb, Ab. The second staff shows the descending scale: Ab, Bb, Eb, Ab, Db, Gb, Bb, Eb. The third and fourth staves show the scale broken into groups of four notes, first ascending and then descending.

2. The Bottom 4 Notes

Play 5 times

Musical notation for the bottom 4 notes of the Bb major scale: Bb, Eb, Ab, Db. The notation is written on a single staff in 4/4 time, with a key signature of two flats. The notes are played in a sequence of quarter notes, followed by a repeat sign.

3. The Top 4 Notes

Play 5 times

Musical notation for the top 4 notes of the Bb major scale: Gb, Bb, Eb, Ab. The notation is written on a single staff in 4/4 time, with a key signature of two flats. The notes are played in a sequence of quarter notes, followed by a repeat sign.

4. Put The Scale Together

Play 5 times

Musical notation for putting the scale together. The notation is written on a single staff in 4/4 time, with a key signature of two flats. It shows the ascending scale (Bb, Eb, Ab, Db, Gb, Bb, Eb, Ab) followed by the descending scale (Ab, Bb, Eb, Ab, Db, Gb, Bb, Eb), with a repeat sign at the end.

5. The First Arpeggio

Play 5 times

Musical notation for the first arpeggio of the Bb major scale. The notation is written on a single staff in 4/4 time, with a key signature of two flats. It shows the notes Bb, Eb, Ab, Db, Gb, Bb, Eb, Ab, with a repeat sign at the end.

6. Put The Arpeggios Together

Play 5 times

Musical notation for putting the arpeggios together. The notation is written on a single staff in 4/4 time, with a key signature of two flats. It shows the first arpeggio (Bb, Eb, Ab, Db, Gb, Bb, Eb, Ab) followed by the second arpeggio (Gb, Bb, Eb, Ab), with a repeat sign at the end.

7. Ascending 3rds- The Bottom Half

Play 5 times




8. Ascending 3rds- The Top Half

Play 5 times



9. Put Together The Ascending 3rds

Play 5 times



10. Descending 3rds- The Top Half

Play 5 times



11. Descending 3rds- The Bottom Half

Play 5 times



12. Put Together The Descending 3rds

Play 5 times



13. The Complete Scale, Arpeggio, and Scale in 3rds



Bb

Learning the Major Scales - C Concert

1. Play all the notes

Musical notation for playing all the notes of the C major scale. It consists of four staves of music in 4/4 time, with a key signature of one sharp (F#). The first staff shows the scale in quarter notes. The second staff shows the scale in eighth notes. The third staff shows the scale in sixteenth notes. The fourth staff shows the scale in dotted quarter notes.

2. The Bottom 4 Notes

Play 5 times

Musical notation for the bottom 4 notes of the C major scale (C4, D4, E4, F4) in 4/4 time, with a key signature of one sharp (F#). The notes are played in quarter notes, and the phrase is repeated five times.

3. The Top 4 Notes

Play 5 times

Musical notation for the top 4 notes of the C major scale (G4, A4, B4, C5) in 4/4 time, with a key signature of one sharp (F#). The notes are played in quarter notes, and the phrase is repeated five times.

4. Put The Scale Together

Play 5 times

Musical notation for putting the scale together in 4/4 time, with a key signature of one sharp (F#). The scale is played in quarter notes, and the phrase is repeated five times.

5. The First Arpeggio

Play 5 times

Musical notation for the first arpeggio of the C major scale (C4, E4, G4) in 4/4 time, with a key signature of one sharp (F#). The notes are played in quarter notes, and the phrase is repeated five times.

6. Put The Arpeggios Together

Play 5 times

Musical notation for putting the arpeggios together in 4/4 time, with a key signature of one sharp (F#). The scale is played in quarter notes, and the phrase is repeated five times.

7. Ascending 3rds- The Bottom Half

Play 5 times

8. Ascending 3rds- The Top Half

Play 5 times

9. Put Together The Ascending 3rds

Play 5 times

10. Descending 3rds- The Top Half

Play 5 times

11. Descending 3rds- The Bottom Half

Play 5 times

12. Put Together The Descending 3rds

Play 5 times

13. The Complete Scale, Arpeggio, and Scale in 3rds

Bb

Learning the Major Scales - Db Concert

1. Play all the notes

Musical notation for playing all the notes of the Db major scale. It consists of four staves of music in 4/4 time, with a key signature of two flats (Bb and Eb). The first staff shows the scale in quarter notes. The second and third staves show the scale in eighth notes. The fourth staff shows the scale in quarter notes, including the final octave.

2. The Bottom 4 Notes

Play 5 times

Musical notation for the bottom 4 notes of the Db major scale (Bb, Eb, F, G) in 4/4 time, repeated 5 times.

3. The Top 4 Notes

Play 5 times

Musical notation for the top 4 notes of the Db major scale (Ab, Bb, C, D) in 4/4 time, repeated 5 times.

4. Put The Scale Together

Play 5 times

Musical notation for putting the scale together in 4/4 time, repeated 5 times. It shows the bottom 4 notes followed by the top 4 notes.

5. The First Arpeggio

Play 5 times

Musical notation for the first arpeggio (Bb, Eb, F, G) in 4/4 time, repeated 5 times.

6. Put The Arpeggios Together

Play 5 times

Musical notation for putting the arpeggios together in 4/4 time, repeated 5 times. It shows the bottom 4 notes followed by the top 4 notes.

7. Ascending 3rds- The Bottom Half

Play 5 times



8. Ascending 3rds- The Top Half

Play 5 times



9. Put Together The Ascending 3rds

Play 5 times



10. Descending 3rds- The Top Half

Play 5 times



11. Descending 3rds- The Bottom Half

Play 5 times



12. Put Together The Descending 3rds

Play 5 times



13. The Complete Scale, Arpeggio, and Scale in 3rds



Bb

Learning the Major Scales - D Concert

1. Play all the notes

Musical notation for playing all the notes of the D major scale. It consists of four staves of music in 4/4 time, with a key signature of three sharps (F#, C#, G#). The first staff shows the scale in a single voice. The second and third staves show the scale in two voices (treble and bass clefs). The fourth staff shows the scale in a single voice again, but with a different fingering or articulation.

2. The Bottom 4 Notes

Play 5 times

Musical notation for the bottom 4 notes of the D major scale (D, E, F#, G) in 4/4 time, with a key signature of three sharps. The notes are played in a single voice, and the instruction "Play 5 times" is written above the staff.

3. The Top 4 Notes

Play 5 times

Musical notation for the top 4 notes of the D major scale (A, B, C#, D) in 4/4 time, with a key signature of three sharps. The notes are played in a single voice, and the instruction "Play 5 times" is written above the staff.

4. Put The Scale Together

Play 5 times

Musical notation for putting the scale together in 4/4 time, with a key signature of three sharps. The notes are played in a single voice, and the instruction "Play 5 times" is written above the staff.

5. The First Arpeggio

Play 5 times

Musical notation for the first arpeggio of the D major scale (D, E, F#, G) in 4/4 time, with a key signature of three sharps. The notes are played in a single voice, and the instruction "Play 5 times" is written above the staff.

6. Put The Arpeggios Together

Play 5 times

Musical notation for putting the arpeggios together in 4/4 time, with a key signature of three sharps. The notes are played in a single voice, and the instruction "Play 5 times" is written above the staff.

7. Ascending 3rds- The Bottom Half

Play 5 times



8. Ascending 3rds- The Top Half

Play 5 times



9. Put Together The Ascending 3rds

Play 5 times



10. Descending 3rds- The Top Half

Play 5 times



11. Descending 3rds- The Bottom Half

Play 5 times



12. Put Together The Descending 3rds

Play 5 times



13. The Complete Scale, Arpeggio, and Scale in 3rds



Bb

Learning the Major Scales - Eb Concert

1. Play all the notes

Four staves of musical notation in 4/4 time, Eb major. The first staff shows the ascending scale: C4 (quarter), C4 (quarter), D4 (quarter), D4 (quarter), E4 (quarter), E4 (quarter), F4 (quarter), F4 (quarter), G4 (quarter), G4 (quarter), A4 (quarter), A4 (quarter), Bb4 (quarter), Bb4 (quarter), C5 (half). The second staff shows the descending scale: C5 (half), Bb4 (quarter), Bb4 (quarter), A4 (quarter), A4 (quarter), G4 (quarter), G4 (quarter), F4 (quarter), F4 (quarter), E4 (quarter), E4 (quarter), D4 (quarter), D4 (quarter), C4 (quarter), C4 (quarter). The third and fourth staves show the scale broken into four groups of four notes each, alternating between ascending and descending directions.

2. The Bottom 4 Notes

One staff of musical notation in 4/4 time, Eb major. The notes are C4, C4, D4, D4, E4, E4, F4, F4. The instruction "Play 5 times" is written above the staff.

3. The Top 4 Notes

One staff of musical notation in 4/4 time, Eb major. The notes are G4, G4, A4, A4, Bb4, Bb4, C5. The instruction "Play 5 times" is written above the staff.

4. Put The Scale Together

One staff of musical notation in 4/4 time, Eb major. The notes are C4, C4, D4, D4, E4, E4, F4, F4, G4, G4, A4, A4, Bb4, Bb4, C5. The instruction "Play 5 times" is written above the staff.

5. The First Arpeggio

One staff of musical notation in 4/4 time, Eb major. The notes are C4, C4, D4, D4, E4, E4, F4, F4. The instruction "Play 5 times" is written above the staff.

6. Put The Arpeggios Together

One staff of musical notation in 4/4 time, Eb major. The notes are C4, C4, D4, D4, E4, E4, F4, F4, G4, G4, A4, A4, Bb4, Bb4, C5. The instruction "Play 5 times" is written above the staff.

7. Ascending 3rds- The Bottom Half

Play 5 times



8. Ascending 3rds- The Top Half

Play 5 times



9. Put Together The Ascending 3rds

Play 5 times



10. Descending 3rds- The Top Half

Play 5 times



11. Descending 3rds- The Bottom Half

Play 5 times



12. Put Together The Descending 3rds

Play 5 times



13. The Complete Scale, Arpeggio, and Scale in 3rds



Bb

Learning the Major Scales - E Concert

1. Play all the notes

Musical notation for playing all the notes of the E major scale. It consists of four staves of music in treble clef, 4/4 time, with a key signature of three sharps (F#, C#, G#). The notes are: E4, F#4, G#4, A4, B4, C#5, D5, E5, D5, C#5, B4, A4, G#4, F#4, E4.

2. The Bottom 4 Notes

Musical notation for the bottom 4 notes of the E major scale: E4, F#4, G#4, A4. The instruction "Play 5 times" is written above the staff.

3. The Top 4 Notes

Musical notation for the top 4 notes of the E major scale: B4, C#5, D5, E5. The instruction "Play 5 times" is written above the staff.

4. Put The Scale Together

Musical notation for playing the full E major scale together. The instruction "Play 5 times" is written above the staff.

5. The First Arpeggio

Musical notation for the first arpeggio of the E major scale: E4, G#4, B4, C#5, D5, E5. The instruction "Play 5 times" is written above the staff.

6. Put The Arpeggios Together

Musical notation for putting the arpeggios together. The instruction "Play 5 times" is written above the staff.

7. Ascending 3rds- The Bottom Half



8. Ascending 3rds- The Top Half



9. Put Together The Ascending 3rds



10. Descending 3rds- The Top Half



11. Descending 3rds- The Bottom Half



12. Put Together The Descending 3rds



13. The Complete Scale, Arpeggio, and Scale in 3rds

Bb

Learning the Major Scales - F Concert

1. Play all the notes

Four staves of music in 4/4 time, key of F major (one sharp). The first staff shows the scale in eighth notes. The second staff shows the scale in quarter notes. The third staff shows the scale in half notes. The fourth staff shows the scale in whole notes.

2. The Bottom 4 Notes

One staff of music in 4/4 time, key of F major. The notes are F2, C3, F3, and C3. The instruction "Play 5 times" is written above the staff.

3. The Top 4 Notes

One staff of music in 4/4 time, key of F major. The notes are G3, A3, B3, and C4. The instruction "Play 5 times" is written above the staff.

4. Put The Scale Together

One staff of music in 4/4 time, key of F major. The notes are F2, C3, F3, C3, G3, A3, B3, C4. The instruction "Play 5 times" is written above the staff.

5. The First Arpeggio

One staff of music in 4/4 time, key of F major. The notes are F2, C3, F3, C3. The instruction "Play 5 times" is written above the staff.

6. Put The Arpeggios Together

One staff of music in 4/4 time, key of F major. The notes are F2, C3, F3, C3, G3, A3, B3, C4. The instruction "Play 5 times" is written above the staff.

7. Ascending 3rds- The Bottom Half

Play 5 times



8. Ascending 3rds- The Top Half

Play 5 times



9. Put Together The Ascending 3rds

Play 5 times



10. Descending 3rds- The Top Half

Play 5 times



11. Descending 3rds- The Bottom Half

Play 5 times



12. Put Together The Descending 3rds

Play 5 times



13. The Complete Scale, Arpeggio, and Scale in 3rds



Bb

Learning the Major Scales - Gb Concert

1. Play all the notes

Musical notation for playing all the notes of the Gb major scale. It consists of four staves of music in 4/4 time, with a key signature of three flats (Bb, Eb, Ab). The first staff shows the scale in ascending and descending half-note pairs. The second and third staves show the scale in ascending and descending quarter-note pairs. The fourth staff shows the scale in ascending and descending eighth-note pairs.

2. The Bottom 4 Notes

Play 5 times

Musical notation for the bottom 4 notes of the Gb major scale (Bb, Eb, Ab, Bb) in 4/4 time. The notes are played in ascending and descending pairs, repeated five times.

3. The Top 4 Notes

Play 5 times

Musical notation for the top 4 notes of the Gb major scale (Ab, Bb, Bb, Eb) in 4/4 time. The notes are played in ascending and descending pairs, repeated five times.

4. Put The Scale Together

Play 5 times

Musical notation for putting the scale together in 4/4 time. It shows the full Gb major scale (Bb, Eb, Ab, Bb, Ab, Gb, Fb, Eb) in ascending and descending order, repeated five times.

5. The First Arpeggio

Play 5 times

Musical notation for the first arpeggio of the Gb major scale (Bb, Eb, Ab, Bb) in 4/4 time. The notes are played in ascending and descending order, repeated five times.

6. Put The Arpeggios Together

Play 5 times

Musical notation for putting the arpeggios together in 4/4 time. It shows the first arpeggio (Bb, Eb, Ab, Bb) and the second arpeggio (Ab, Bb, Bb, Eb) in ascending and descending order, repeated five times.

7. Ascending 3rds- The Bottom Half

Play 5 times



8. Ascending 3rds- The Top Half

Play 5 times



9. Put Together The Ascending 3rds

Play 5 times



10. Descending 3rds- The Top Half

Play 5 times



11. Descending 3rds- The Bottom Half

Play 5 times



12. Put Together The Descending 3rds

Play 5 times



13. The Complete Scale, Arpeggio, and Scale in 3rds



Bb

Learning the Major Scales - G Concert

1. Play all the notes

Musical notation for playing all the notes of the G major scale in 4/4 time. The notation consists of four staves, each containing a sequence of notes and rests. The first staff shows the ascending scale: G4 (quarter), A4 (quarter), B4 (quarter), C5 (quarter), D5 (half), C5 (quarter), B4 (quarter), A4 (quarter), G4 (quarter). The second staff shows the descending scale: G4 (quarter), A4 (quarter), B4 (quarter), C5 (quarter), D5 (half), C5 (quarter), B4 (quarter), A4 (quarter), G4 (quarter). The third and fourth staves show the scale in a different arrangement, likely for practice purposes, with notes and rests.

2. The Bottom 4 Notes

Play 5 times

Musical notation for the bottom 4 notes of the G major scale: G4 (quarter), A4 (quarter), B4 (quarter), C5 (quarter). The notation is in 4/4 time and includes a repeat sign at the end.

3. The Top 4 Notes

Play 5 times

Musical notation for the top 4 notes of the G major scale: D5 (quarter), C5 (quarter), B4 (quarter), A4 (quarter). The notation is in 4/4 time and includes a repeat sign at the end.

4. Put The Scale Together

Play 5 times

Musical notation for putting the scale together, showing the ascending and descending scales in 4/4 time. The notation includes a repeat sign at the end.

5. The First Arpeggio

Play 5 times

Musical notation for the first arpeggio of the G major scale: G4 (quarter), B4 (quarter), D5 (quarter), G4 (quarter). The notation is in 4/4 time and includes a repeat sign at the end.

6. Put The Arpeggios Together

Play 5 times

Musical notation for putting the arpeggios together, showing the ascending and descending arpeggios in 4/4 time. The notation includes a repeat sign at the end.

7. Ascending 3rds- The Bottom Half

Play 5 times



8. Ascending 3rds- The Top Half

Play 5 times



9. Put Together The Ascending 3rds

Play 5 times



10. Descending 3rds- The Top Half

Play 5 times



11. Descending 3rds- The Bottom Half

Play 5 times




12. Put Together The Descending 3rds

Play 5 times



13. The Complete Scale, Arpeggio, and Scale in 3rds



Bb

Learning the Major Scales - Ab Concert

1. Play all the notes

Musical notation for playing all the notes of the Ab major scale. It consists of four staves of music in 4/4 time, with a key signature of two flats (Bb and Eb). The first staff shows the scale in quarter notes. The second and third staves show the scale in eighth notes, and the fourth staff shows the scale in quarter notes with a final whole note chord.

2. The Bottom 4 Notes

Play 5 times

Musical notation for the bottom 4 notes of the Ab major scale (Ab, Bb, C, D) in 4/4 time, with a key signature of two flats. The notation includes a repeat sign and a double bar line at the end.

3. The Top 4 Notes

Play 5 times

Musical notation for the top 4 notes of the Ab major scale (E, F, G, Ab) in 4/4 time, with a key signature of two flats. The notation includes a repeat sign and a double bar line at the end.

4. Put The Scale Together

Play 5 times

Musical notation for putting the scale together in 4/4 time, with a key signature of two flats. It shows the full scale in quarter notes, including a repeat sign and a double bar line at the end.

5. The First Arpeggio

Play 5 times

Musical notation for the first arpeggio of the Ab major scale (Ab, Bb, C, D) in 4/4 time, with a key signature of two flats. The notation includes a repeat sign and a double bar line at the end.

6. Put The Arpeggios Together

Play 5 times

Musical notation for putting the arpeggios together in 4/4 time, with a key signature of two flats. It shows the first arpeggio followed by the second arpeggio (E, F, G, Ab) and a final whole note chord, with a repeat sign and a double bar line at the end.

7. Ascending 3rds- The Bottom Half

Play 5 times



8. Ascending 3rds- The Top Half

Play 5 times



9. Put Together The Ascending 3rds

Play 5 times



10. Descending 3rds- The Top Half

Play 5 times



11. Descending 3rds- The Bottom Half

Play 5 times



12. Put Together The Descending 3rds

Play 5 times



13. The Complete Scale, Arpeggio, and Scale in 3rds



Bb

Learning the Major Scales - A Concert

1. Play all the notes

Musical notation for playing all the notes of the B-flat major scale. It consists of four staves of music in 4/4 time, with a key signature of two flats (Bb and Eb). The first staff shows the ascending scale: Bb2, Bb3, Bb4, Bb5, Eb6, Eb7, Bb8, Bb9. The second staff shows the descending scale: Bb9, Bb8, Eb7, Eb6, Bb5, Bb4, Bb3, Bb2. The third and fourth staves show the scale broken into two-measure phrases, alternating between ascending and descending directions.

2. The Bottom 4 Notes

Play 5 times

Musical notation for the bottom 4 notes of the B-flat major scale: Bb2, Bb3, Bb4, Bb5. The notes are played in a sequence of quarter notes, followed by a repeat sign and a double bar line.

3. The Top 4 Notes

Play 5 times

Musical notation for the top 4 notes of the B-flat major scale: Eb6, Eb7, Bb8, Bb9. The notes are played in a sequence of quarter notes, followed by a repeat sign and a double bar line.

4. Put The Scale Together

Play 5 times

Musical notation for putting the scale together. It shows the ascending scale (Bb2, Bb3, Bb4, Bb5, Eb6, Eb7, Bb8, Bb9) followed by a fermata over the final note, then the descending scale (Bb9, Bb8, Eb7, Eb6, Bb5, Bb4, Bb3, Bb2) followed by a fermata over the final note. The piece ends with a repeat sign and a double bar line.

5. The First Arpeggio

Play 5 times

Musical notation for the first arpeggio of the B-flat major scale: Bb2, Bb3, Bb4, Bb5, Eb6, Eb7, Bb8, Bb9. The notes are played in a sequence of quarter notes, followed by a repeat sign and a double bar line.

6. Put The Arpeggios Together

Play 5 times

Musical notation for putting the arpeggios together. It shows the ascending arpeggio (Bb2, Bb3, Bb4, Bb5, Eb6, Eb7, Bb8, Bb9) followed by a fermata over the final note, then the descending arpeggio (Bb9, Bb8, Eb7, Eb6, Bb5, Bb4, Bb3, Bb2) followed by a fermata over the final note. The piece ends with a repeat sign and a double bar line.

7. Ascending 3rds- The Bottom Half

Play 5 times




8. Ascending 3rds- The Top Half

Play 5 times



9. Put Together The Ascending 3rds

Play 5 times



10. Descending 3rds- The Top Half

Play 5 times



11. Descending 3rds- The Bottom Half

Play 5 times



12. Put Together The Descending 3rds

Play 5 times



13. The Complete Scale, Arpeggio, and Scale in 3rds

